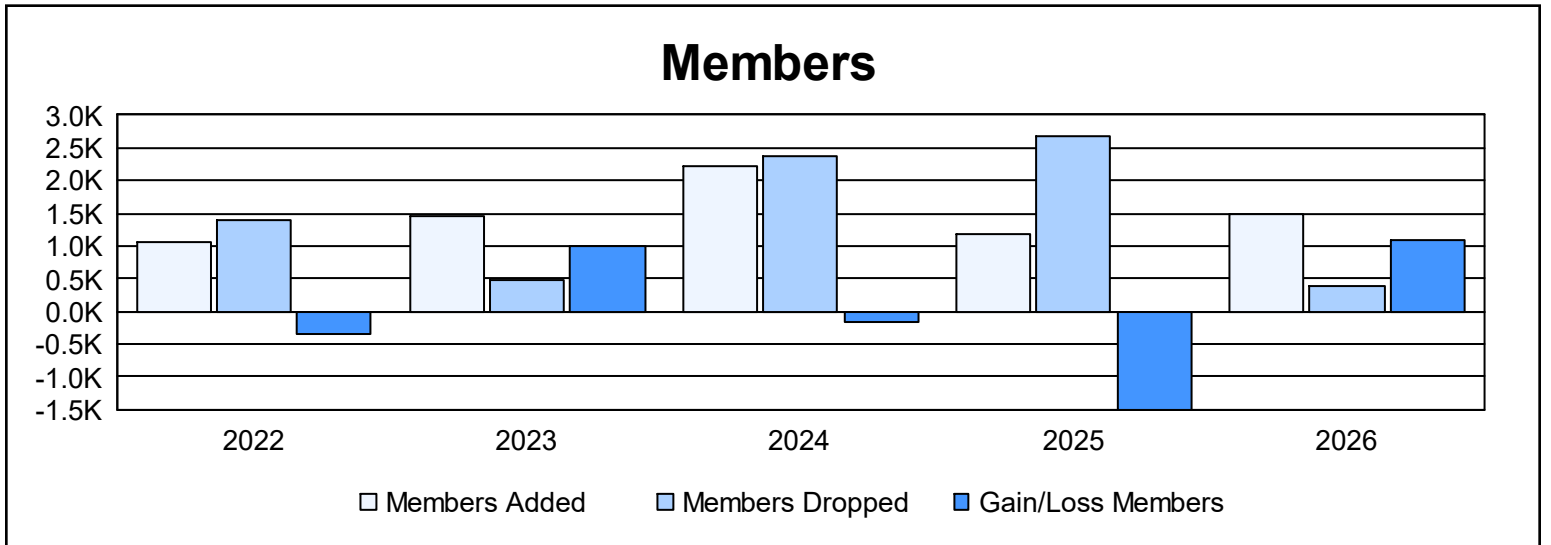
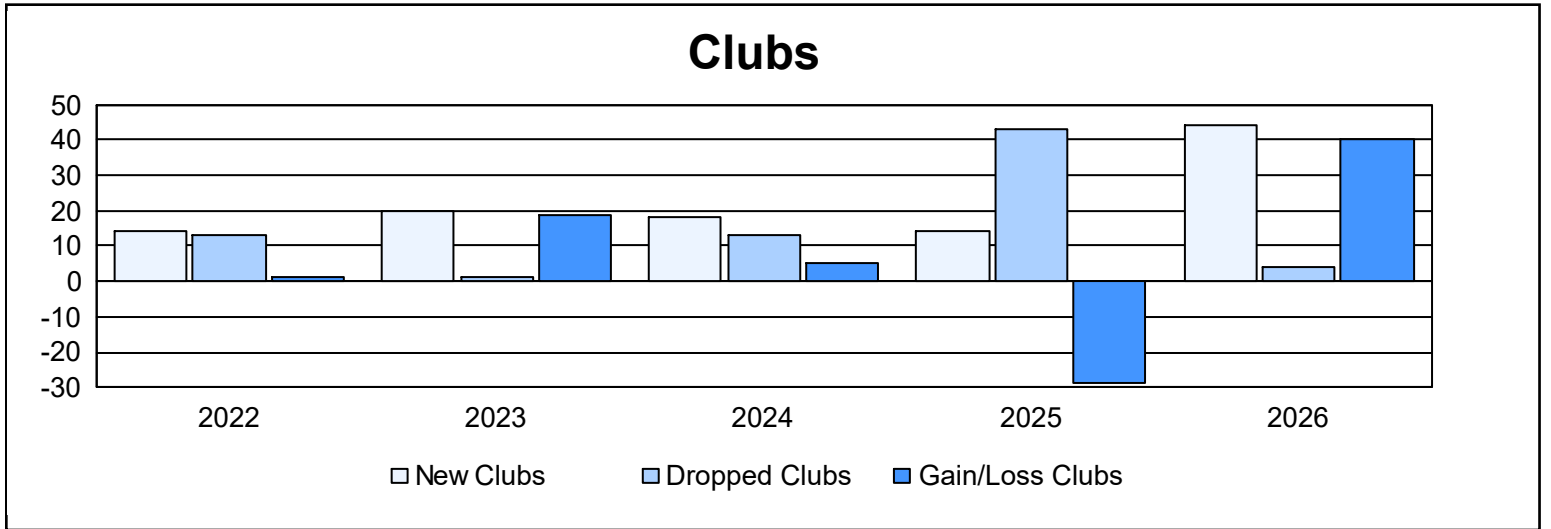
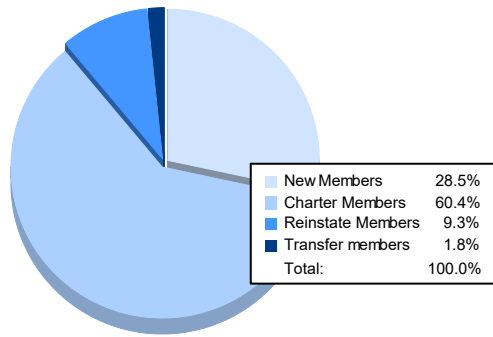


Year	New Clubs	Dropped Clubs	Gain/ Loss Clubs	New Members	Charter Members	Reinstate Members	Transfer Members	Total Member Added	Total Members Dropped	Gain/ Loss Members
2021-2022	14	13	1	462	463	20	106	1,051	1,385	-334
2022-2023	20	1	19	587	716	53	110	1,466	476	990
2023-2024	18	13	5	822	578	652	157	2,209	2,368	-159
2024-2025	14	43	-29	414	288	439	43	1,184	2,681	-1,497
2025-2026	44	4	40	421	894	138	26	1,479	388	1,091
Average	22	15	7	541	588	260	88	1,478	1,460	18



Membership Composition March 2026 Cumulative



Gender Composition March 2026 Cumulative

